

Impact of AXS-05, an Oral NMDA Receptor Antagonist, on Anhedonic Symptoms in Major Depressive Disorder

Roger McIntyre,¹ Amanda Jones,^{2*} Mark Jacobson,² Caroline Streicher,² Zach Thomas,² Herriot Tabuteau²

¹University of Toronto, Toronto, ON, Canada; ²Axsome Therapeutics, New York, NY
*A. Jones is no longer affiliated with Axsome Therapeutics.

Key Question

- Does AXS-05 improve anhedonic symptoms in MDD compared to placebo as assessed by the MADRS anhedonia subscale?

Conclusions

- AXS-05, a novel oral NMDA receptor antagonist, rapidly and statistically significantly improved anhedonic symptoms, as well as overall depressive symptoms
- Significant improvements in anhedonic symptoms with AXS-05 treatment were observed at Week 1 and at every timepoint thereafter
- AXS-05 was well tolerated
- These data support the efficacy of AXS-05 in a broad range of symptomatology in patients with MDD

References

- Kadriu B, et al. Int J Neuropsychopharmacol. 2019;22(2):119-135.
- Substance Abuse and Mental Health Services Administration (SAMHSA) (2020).
- Rush AJ, et al. Am J Psychiatry. 2006;163:1905-1917.
- Franken IH, et al. J Affect Disord. 2007;99:83-9.
- Baune BT, et al. Neuropsychiatr Dis Treat. 2021;17:2995-3006.
- Wardenaar KJ, et al. J. Affect. Disord. 2012; 136:1198-1203.
- Machado-Vieira R, et al. Prog Neurobiol. 2017;152:21-37.
- Auvelly [package insert]. New York, NY, USA: Axsome Therapeutics, Inc.; 2022.
- Cao et al. Front Psychiatry. 2019;10:17.

Disclosures

RS McIntyre has received research grant support from CIHR/GACD/National Natural Science Foundation of China (NSFC); speaker/consultation fees from Lundbeck, Janssen, Alkermes, Neumora Therapeutics, Boehringer Ingelheim, Sage, Biogen, Mitsubishi Tanabe, Purdue, Pfizer, Otsuka, Takeda, Neurocrine, Sunovion, Bausch Health, Axsome, Novo Nordisk, Kiri, Sanofi, Eisai, Intra-Cellular Therapies, Inc., NewBridge Pharmaceuticals, AbbVie, and Atoll Life Sciences. He is a CEO of Braviva Scientific Corp. A Jones is an employee of Transcend Therapeutics and was an employee of Axsome Therapeutics Inc. at the time of study conduct. M. Jacobson, C. Streicher, Z. Thomas, and H. Tabuteau are current employees of Axsome Therapeutics.



Scan QR code or access
https://www.axsomecorp.com/psych2024
to view or download a PDF of this poster or access
additional information and other Axsome
Therapeutics presentations at NPA National
Update 2024.



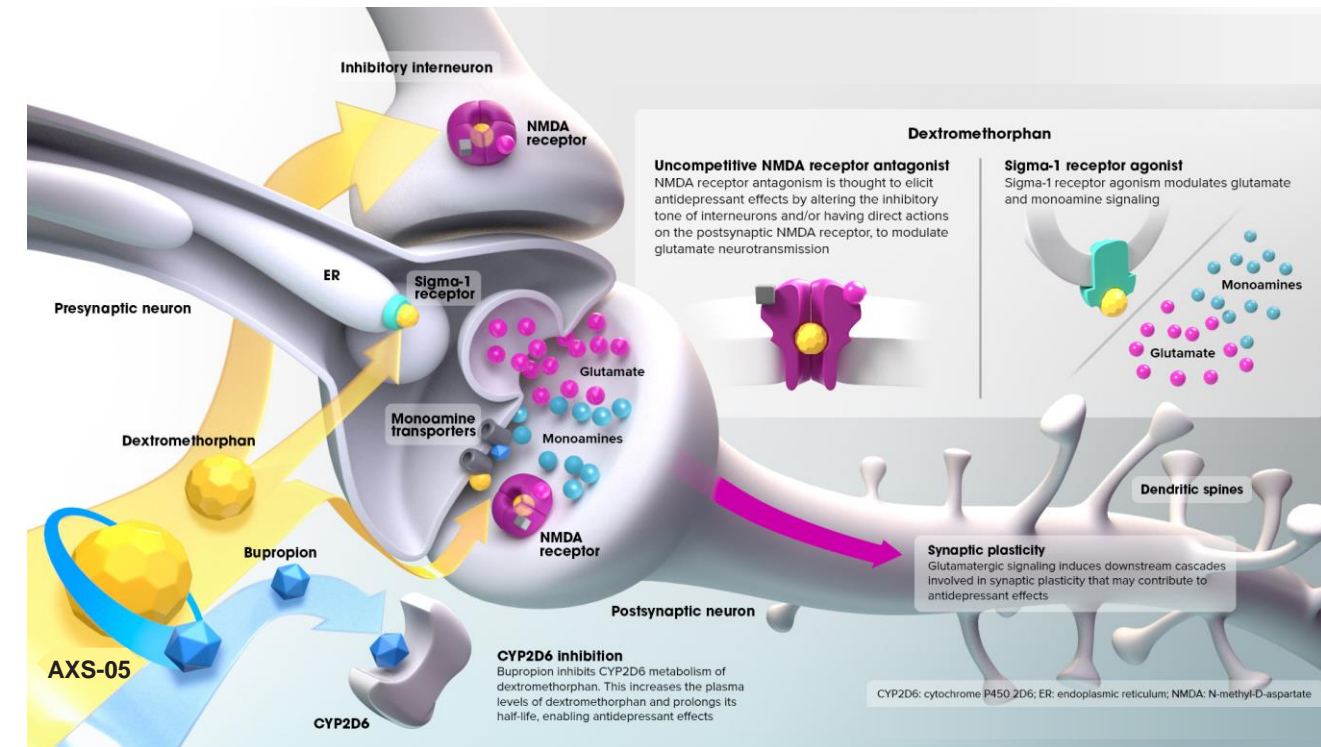
Introduction

- Major depressive disorder (MDD) is a serious disorder:** MDD is a chronic, disabling, prevalent, biologically-based disorder, and a leading cause of suicide^{1,2}
- MDD is difficult to treat:** 63% of MDD patients experience an inadequate response to current first-line oral therapies (STAR*D trial results), and the majority of these inadequate responders also fail second-line treatment (69%)³
- Anhedonia, the inability to feel pleasure, is one of the core features of major depressive disorder (MDD) and is present in up to 75% of individuals diagnosed with MDD⁴
- Anhedonia is considered among the most bothersome aspects of MDD by patients, has been associated with decreased functioning and is a risk factor for non-response to antidepressant therapy^{5,6}
- Response to treatment takes time:** Current oral antidepressants are associated with prolonged time to clinically meaningful response (up to 6-8 weeks)³
- Need for mechanistically novel approaches:** Currently approved oral antidepressants work primarily through monoaminergic mechanisms⁷
- Glutamatergic hypothesis of MDD:** Clinical and preclinical evidence has implicated dysfunctional glutamatergic neurotransmission in the pathophysiology of MDD, suggesting a role for NMDA receptor antagonism in the treatment of MDD^{1,7}
- There is an urgent clinical need for:** New, more effective, faster-acting, mechanistically novel, and well-tolerated MDD treatments¹

AXS-05: A Novel, Oral NMDA Receptor Antagonist

- AXS-05 (dextromethorphan-bupropion) is a novel, oral, N-methyl-D-aspartate (NMDA) receptor antagonist and sigma-1 receptor antagonist approved by the US Food and Drug Administration for the treatment of MDD in adults (Figure 1)⁸
 - Dextromethorphan is an antagonist of the NMDA receptor and a sigma-1 receptor agonist⁸
 - Bupropion is an aminoketone and cytochrome P450 2D6 inhibitor that increases the bioavailability of dextromethorphan⁸

Figure 1. AXS-05 mechanism of action



Key Findings

Patient Population

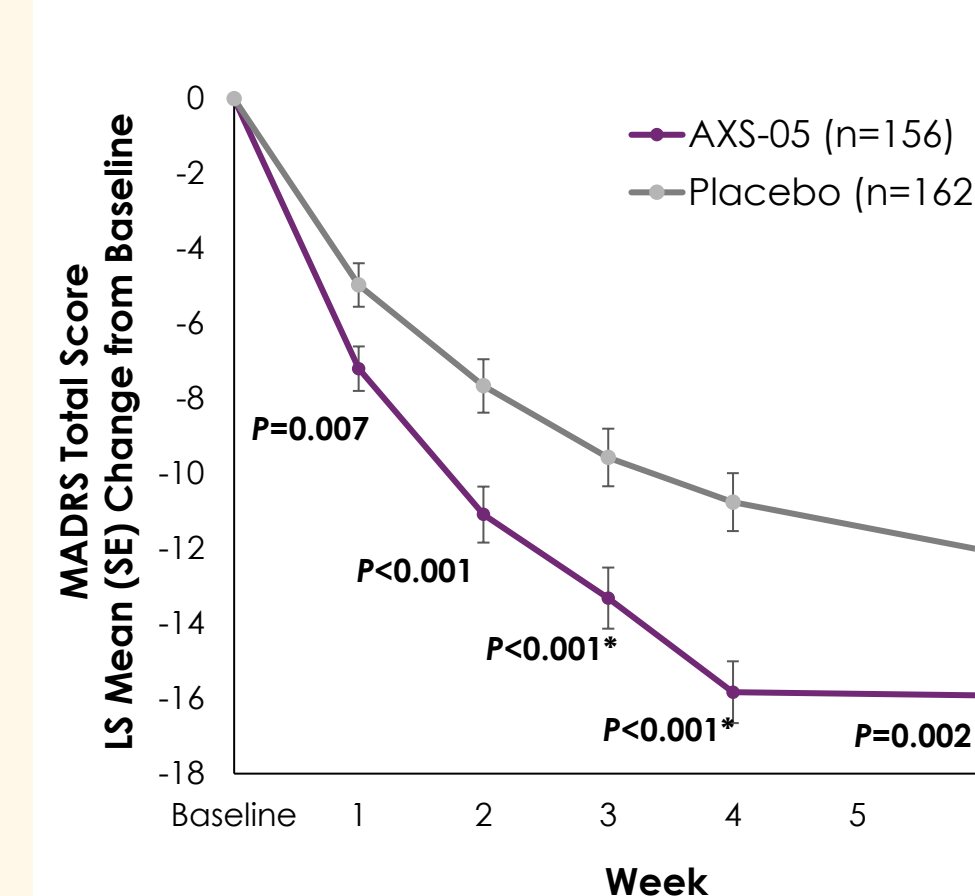
- Baseline disease severity represents a moderate-to-severely depressed population (Table 1)
- Demographics were similar across both AXS-05 and control groups (Table 1)

	AXS-05 (n=156)	Placebo (n=162)
Age	42.1 (12.71)	41.1 (13.78)
Female gender, n (%)	98 (60.1%)	117 (71.3%)
Race, n (%)		
White	88 (54.0)	92 (56.1)
Black or African American	61 (37.4)	55 (33.5)
MADRS total score	33.6 (4.43)	33.2 (4.36)
MADRS Anhedonia score	19.8 (2.48)	19.6 (2.40)
CGI-S Score	4.6 (0.59)	4.6 (0.57)

Data are mean (SD) unless otherwise stated
CGI-S, Clinical Global Impression - Severity scale; MADRS, Montgomery-Åsberg Depression Rating Scale.

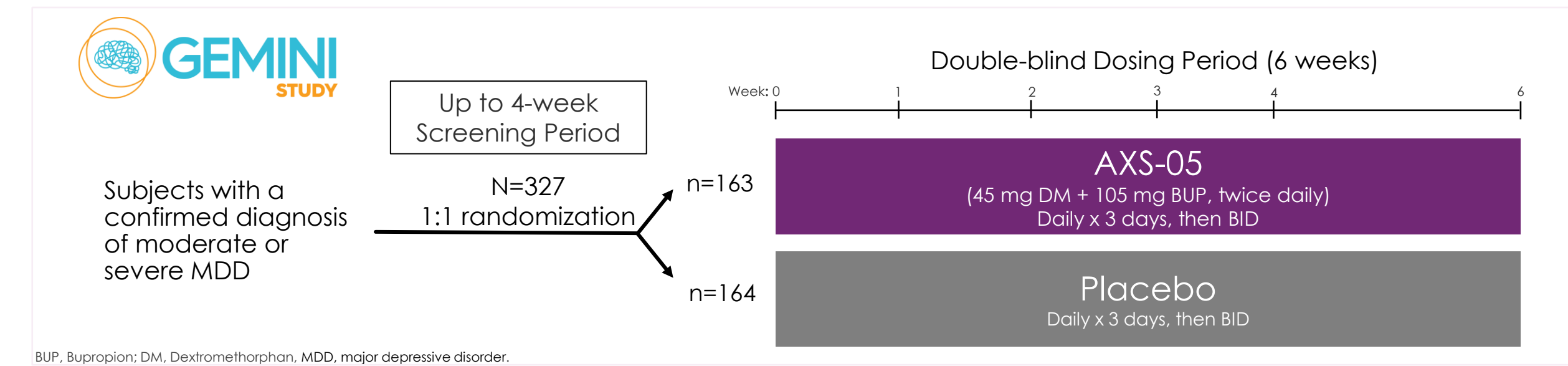
- AXS-05 achieved the primary endpoint – statistically significant reduction from baseline on the MADRS total score at week 6 (-16.6 vs. -11.9; P=0.002), compared to placebo (Figure 2)
- AXS-05 rapidly and statistically significantly reduced MADRS total score compared to placebo, by week 1, the first timepoint measured (P=0.007), at week 2 (P<0.001), and at all timepoints thereafter (Figure 2 and Table 2)

Figure 2. Improvement in symptoms of depression (MADRS Total) with AXS-05 compared to placebo



P-values are nominal and based on chi square mean test.
P-value based on the difference in LS Means between AXS-05 and Placebo groups.
MADRS, Montgomery-Åsberg Depression Rating Scale; SE, standard error.

Methods & Study Design



Primary Endpoint: Change from baseline in the Montgomery-Åsberg Depression Rating Scale (MADRS) total score at Week 6
Key Secondary Endpoints: Change from baseline and in MADRS at Week 1 and Week 2

- A post-hoc analysis was conducted to determine the impact of AXS-05 as compared to placebo on the 5-item MADRS anhedonia subscale
- Previous research has demonstrated that the MADRS anhedonia subscale is highly correlated to the to the Snaitch-Hamilton Pleasure Scale, a validated measure of hedonic tone⁹

MADRS Anhedonia Subscale: Change from baseline and rate of response as measured by the **MADRS Anhedonia Subscale** which includes 5-items:

- Apparent sadness
- Reported sadness
- Concentration difficulties
- Lassitude
- Inability to feel

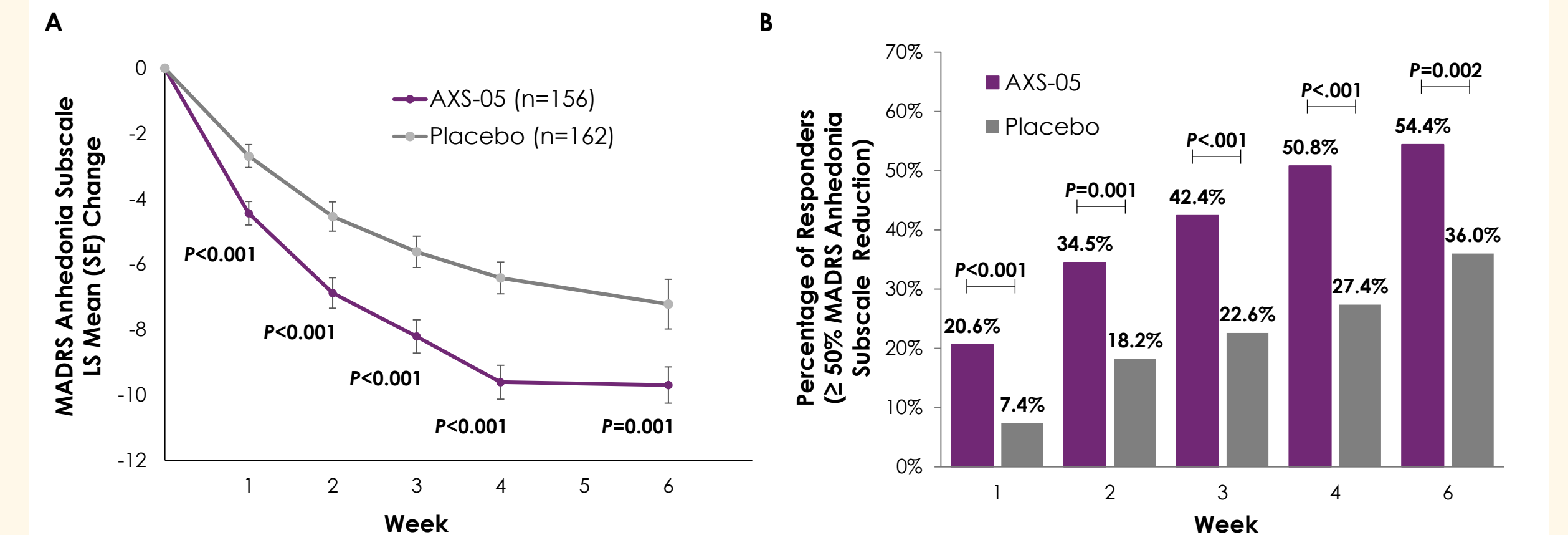
Inclusion	Exclusion
<ul style="list-style-type: none"> Male or female 18-65 years of age DSM-5 criteria for current MDD without psychotic features MADRS total score of ≥ 25 CGI-S score of ≥ 4 at baseline 	<ul style="list-style-type: none"> History of depressive episode with psychotic or catatonic features, treatment-resistant depression, schizophrenia, bipolar disorder, panic disorder, obsessive compulsive disorder, bulimia or anorexia nervosa, persistent neurocognitive disorder, or primary anxiety disorder Alcohol/substance use disorder within 1-year Clinically significant risk of suicide or harm to self or others Seizure disorder Concomitant psychotropic medication

CGI-S, Clinical Global Impression - Severity scale; DSM-5, The Diagnostic and Statistical Manual of Mental Disorders; ECT, electroconvulsive therapy; MADRS, Montgomery-Åsberg Depression Rating Scale; SE, standard error; TMS, transcranial magnetic stimulation.

Anhedonia

- At Week 1 (the first timepoint measured) treatment with AXS-05 resulted in a statistically significant mean reduction from baseline in the MADRS anhedonia subscale score of 4.44, versus 2.69 points for placebo (P<0.001; Figure 3A)
- By Week 6, the mean reduction from baseline in the MADRS anhedonia subscale was 9.70 for AXS-05 compared to 7.22 for placebo (P=0.001; Figure 3A)
- Rates of response ($\geq 50\%$ MADRS anhedonia subscale improvement) were statistically significantly greater for AXS-05 compared to placebo at Week 1 (P<0.001) and at every timepoint thereafter (Figure 3B)
- Response was achieved by 54% of AXS-05 patients versus 36% of placebo patients at Week 6 (P=0.002; Figure 3B)

Figure 3. Improvement in anhedonia with AXS-05 compared to placebo (A) and response ($\geq 50\%$ reduction) in MADRS anhedonia subscale (B)



P-value based on the difference in LS Means between AXS-05 and Placebo groups.
MADRS, Montgomery-Åsberg Depression Rating Scale; SE, standard error.

Safety

	AXS-05 (n=162)	Placebo (n=164)
Any Treatment-Emergent Adverse Event, %	62	45
Dizziness	16	6
Nausea	13	9
Headache	8	4
Diarrhea	7	3
Somnolence	7	3
Dry mouth	6	2
Sexual dysfunction ^a	6	0
Hyperhidrosis	5	0

^aSexual dysfunction includes orgasm abnormal, erectile dysfunction, libido decreased, anorgasmia.

- The most commonly reported adverse events were dizziness, nausea, and headache (Table 3)
- Rates of discontinuation due to adverse events were 4% for AXS-05 and 0%, for placebo